

# STEPS TO INSTALL SMARTERS APP ON ROKU TV/ROKU STICK

First thing you will need to do is go to a computer or smartphone and sign in to your Roku account like below

Step 1. <https://my.roku.com/add/Smartersplayer> Enter this in web browser on computer or phone

**Roku** Step 1.

Welcome to your Roku account

For security reasons you have been signed out. Please sign in again to continue.

Sign in to your Roku account

\*Email  
DJText70@gmail.com

\*Password  
\*\*\*\*\*

Step 2. [Red box around email and password fields]

Step 3. ☒ Remember me

Step 4. ☐ I'm not a robot

Step 5.  [Forgot password?](#)

Create a Roku account

A Roku account gives you access to an amazing selection of movies, TV shows, music and more from the Roku Channel Store.

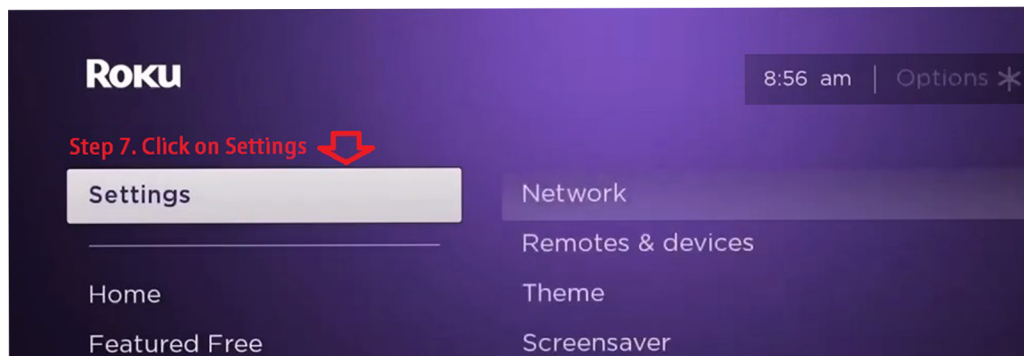
[Red arrow pointing to this button]

Create a Roku account easily.  
Simply provide:


Your contact information

if you don't have a roku account yet. Setup one.


Step 6. Click okay on the Warning, that pops up on the next page. Next you will go back to your Roku



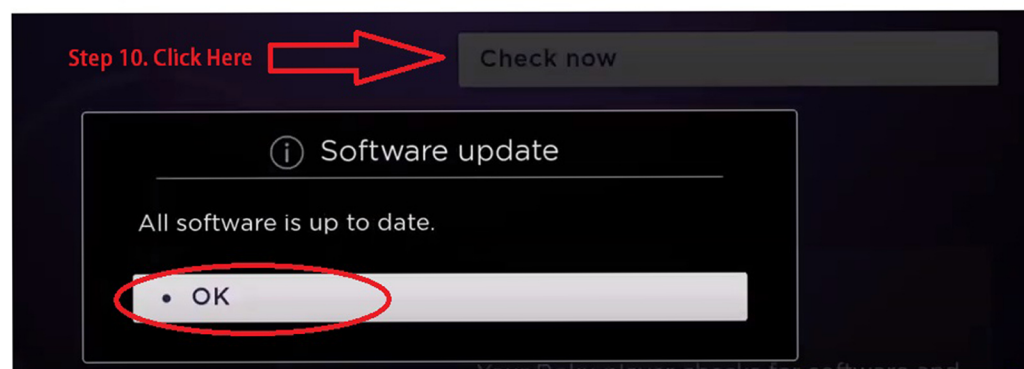
Step 8. Arrow Down & Click on System.



Step 9. Arrow over and click on System Update



Step 10. Click Here [Red arrow pointing to Check now]



That's it. Now go back to Home screen, Arrow all the way down and look for.

Click on the app. Input the username, password and Url we will send to you. Enter them in and login.

